

**TERRAIN
IS NO
LONGER
THE LIMIT**



APACHE
TRACK SYSTEMS

can-am

WINTER TRACKS

APACHE BACKCOUNTRY & BACKCOUNTRY LT

Finally explore winter with no traction limitations and no compromise, thanks to the unmatched performance of Apache Backcountry track kits. Engineered to thrive in the deepest snow—for work or play. Don't let winter stand in the way.

SNOW



YEAR ROUND TRACKS

APACHE 360 & 360 LT

These ATV & SSV track kits improve your vehicle's ground clearance and increase its contact patch with the terrain. Adapt your track setup to the conditions you'll be riding and for what purpose, with the Apache 360 & 360 LT system as our all-season, all-terrain masterpiece.

MIXED
CONDITIONS



DESIGNED

Each track has a specific purpose and designed without compromise for work and play. Whether it's for deep snow riding, trail riding or for heavy loads, Apache tracks are akin to floating across the terrain.



ENGINEERED

Unmatched performance and durability with our purpose-built track systems: choose Apache Backcountry for leading snow performance or Apache 360 and 360 LT for all-season versatility.



BUILT

Designed by Can-Am for your Can-Am: Apache Track Kits are matched to your engine output, chassis setup, speedometer, and work with DPS power steering for perfect control, anywhere.

WINTER TRACKS



GET THE MOST OUT OF YOUR CAN-AM VEHICLE THIS WINTER FOR ALL YOUR ENDEAVORS.

EXPLORE WITHOUT COMPROMISE. Ride on untouched trails, traveling deep into winter's embrace and you'll know: the same technology behind our world-renowned snowmobiles is at your command. With a larger contact patch, and more aggressive track design, travel beyond what you thought possible with the best snow performance.

COVERED BY A **1-YEAR WARRANTY**

TRACK PATTERNS

2" lug and 3" pitch to increase floatation and traction in various snow conditions.

GEOMETRY

Aluminum slider system reduces rolling resistance and increases the contact patch.

ACCESSORIES

Customize your kit to your riding conditions with additional idler wheels, Vespel sliders and ice scratchers.

DPS MODULE

Enhance your track experience with Can-Am's unique Dynamic Power Steering module. By configuring multiple settings such as powersteering response and speedometer with the track ratio, your vehicle's speedometer and odometer will stay true and in sync.

EASY INSTALLATION

Can-Am's vehicle specific mounting brackets simplify initial track installation. The integrated design allows them to remain fitted while using wheels, making future installations as simple as changing a tire.

APACHE BACKCOUNTRY TRACK SYSTEM

FITS

- > All Can-Am ATVs
- > Maverick Trail
- > Maverick Sport

Designed to support ATVs and lightweight SSVs while delivering better control.



APACHE BACKCOUNTRY LT TRACK SYSTEM

FITS

- > Defender
- > Maverick X3

Designed to support the heavier loads of SSVs while delivering better traction and an unmatched floatation level.



YEAR ROUND TRACK



WORK & PLAY YEAR ROUND THROUGH MUD, SNOW, & ALL TYPES OF TERRAIN.

RISE ABOVE TERRAIN, weather, and whole seasons with the Apache 360 LT and 360 track kits — the upgrade that takes the Can-Am experience to another level. Designed for superior traction and carrying heavier loads in soft terrain, both 360 and 360LT track kits can be installed on ATV and SSV vehicles and used year round for exploring and completing tough tasks.

COVERED BY A **2-YEAR WARRANTY**

TRACK PATTERN

The pattern is different for front and rear tracks in order to optimize steering and traction over all terrain and in any conditions.

EASY INSTALLATION

Can-Am's vehicle specific mounting brackets simplify initial track installation. The integrated design allows them to remain fitted while using wheels, making future installations as simple as changing a tire.

DPS MODULE

Enhance your track experience with Can-Am's unique Dynamic Power Steering module. By configuring multiple settings such as powersteering response and speedometer with the track ratio, your vehicle's speedometer and odometer will stay true and in sync.

ADAPT THE TRACK TO YOUR NEEDS


Adjustable attack angle allows you to customize your track to your terrain.

APACHE 360 TRACK SYSTEM

FITS

> All Can-Am ATVs

Multifunctional tracks, designed to fit most Can-Am ATVs.



APACHE 360 LT TRACK SYSTEM

FITS

> All Can-Am ATVs and SSVs

Designed to support the heavier loads of high displacement ATVs and SSVs while delivering better traction and an unmatched flotation level.



APACHE 360 LT 6X6 TRACK SYSTEM


The 360 LT 6x6 has all the load and pulling capacity of the Outlander 6x6 so you can always get the job done.



APACHE BACKCOUNTRY & BACKCOUNTRY LT

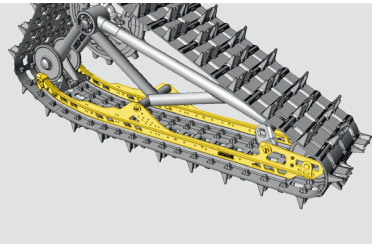
TECHNICALS ASPECTS

TRACKS



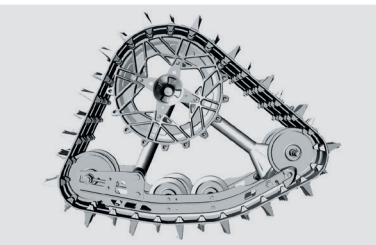
The Backcountry track pattern is designed for optimal snow traction, without compromise. The 2" lugs combined with the 3" pitch allow your vehicle to "float" over deep powder and challenging terrain with class-leading traction.

WHEELS & SLIDERS



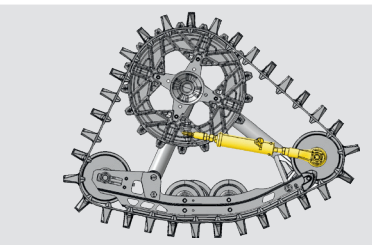
The Backcountry and Backcountry LT use a combination of rubber over molded wheels and a snowmobile-like slider system. This combination reduces rolling resistance, maximizing power transfer to the ground.

FRAME




The Backcountry system was designed for one purpose: to increase the contact patch. Composed of a steel upper section that supports lower aluminum sliders, the snowmobile-like geometry offers unmatched weight distribution on snow.

ANTI-ROTATION ARM




Adjustable pre-loaded spring and multiple rubber dampers keep tracks securely in place and ensure your machine's performance. Our unique system has been improved for better performance and control.

SPROCKET



The Backcountry and Backcountry LT use an external drive sprocket for slip-free power transfer. Developed exclusively for Can-Am vehicles, it uses a 3" pitch for optimized performance in deep snow.

TENSIONER

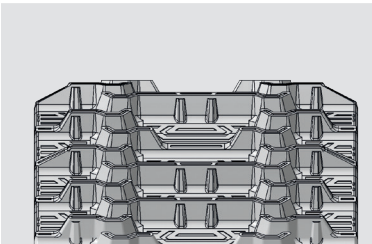


The Backcountry and Backcountry LT use an easy to operate snowmobile type tensioner.

APACHE 360 & 360 LT

TECHNICALS ASPECTS

TRACKS



The position-specific track pattern allows optimal traction and flotation for any conditions. The angled track edge greatly reduces steering effort, making turns easier, even on challenging terrain.

FRAME




The steel and aluminum frame combines the strength of a traditional steel chassis with a lightweight cast aluminum upper section to offer a lightweight-but-rugged track that can take on any element.

SPROCKET



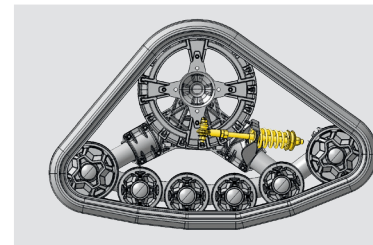
The 360 and 360LT use an internal drive sprocket, to ensure reliability in all conditions. Custom designed by Can-Am, for Can-Am, it is optimized for your vehicle's gear ratio.

WHEELS




The 360 and 360 LT use rubber over molded heavy-duty wheels, positioned in an offset pattern to reduce vibration. Each wheel uses two removable bearings to minimize friction, which both improves reliability and reduces maintenance.

ANTI-ROTATION ARM



Adjustable pre-loaded spring and multiple rubber dampers keep tracks securely in place and ensure track performance over uneven terrain. Can-Am uses vehicle-specific tuning for optimal track articulation.

TENSIONER & ADJUSTMENT



The attack angle on the 360 and 360 LT is adjustable: set a low attack angle to increase traction in soft terrain, or set a high attack angle to go over obstacles with greater ease.

TECHNICAL SPECIFICATIONS

MODULES	DESCRIPTION	APACHE BACKCOUNTRY		APACHE BACKCOUNTRY LT		APACHE 360		APACHE 360 LT		APACHE 360 LT (6X6)	
GEOMETRY	Weight assembled tracks (lbs)	Front: 70	Rear: 96	Front: 90	Rear: 137	Front: 74	Rear: 79	Front: 86	Rear: 105	Front: 86	Rear: 152
	Length front assembled track (in)	Front: 39.9	Rear: 62.6	Front: 48.3	Rear: 69	Front: 41.4	Rear: 43.3	Front: 41	Rear: 51.8	Front: 41.1	Rear: 62.2
	Height front track (in)	Front: 30.5	Rear: 30.6	Front: 30.7	Rear: 30.7	Front: 25.3	Rear: 24.9	Front: 26.2	Rear: 26.3	Front: 26.2	Rear: 27.8
	Total ground surface (in ²)	2830.1		3179.5		2079.7		2473.7		2738.5	
	Added ground clearance (for vehicle with 26" tires) (in)	7		7		4.4		4.4		4.77	
TRACK	Pitch (in)	3		3		2.77		2.77		2.77	
	Length (in)	Front: 96	Rear: 138	Front: 108	Rear: 144	Front: 97.2	Rear: 100	Front: 100	Rear: 116.2	Front: 100	Rear: 140
	Width (in)	Front: 13.5	Rear: 14	Front: 13.5	Rear: 14	Front: 11.5	Rear: 13	Front: 12.5	Rear: 14	Front: 12.5	Rear: 14
	Lug height (in)	Front: 2	Rear: 2	Front: 2	Rear: 2	Front: 1	Rear: 1.25	Front: 1	Rear: 1.25	Front: 1	Rear: 1.25
FRAME	Material	Comb. Steel-Alu		Comb. Steel-Alu		Comb. Steel-Alu		Comb. Steel/Alu		Comb. Steel-Alu	
TENSIONER	Mechanism	Sliding		Sliding		Eccentric		Eccentric		Eccentric	
ANTI-ROTATION	Mechanism	Enclosed pre-loaded spring and rubbers		Enclosed pre-loaded spring and rubbers		Pre-loaded spring and rubbers		Pre-loaded spring and rubbers		Pre-loaded spring and rubbers	
SPROCKET	Drive	External		External		Internal		Internal		Internal	
	Number of teeth	17 with Large pitch		17 with Large pitch		17		17		17	
PERFORMANCE	Ground pressure ATV of 750 lbs + passenger 200 lbs (lbs/in ²)	0.34		N/A		0.46		0.38		0.35	
	Ground pressure ATV of 900 lbs + passenger 200 lbs (lbs/in ²)	0.39		N/A		0.53		0.44		0.40	
	Ground pressure SSV of 1600 lbs + passengers 200 lbs each (lbs/in ²)	0.71		0.63		N/A		0.81		N/A	

SELECT THE APACHE TRACK SYSTEM THAT BEST FITS YOUR VEHICLE & NEEDS

CAN-AM ATV


CAN-AM SSV

TRACK SYSTEM	MODEL	TRACKS	TRACK MOUNT KIT	DPS MODULE	PRE-FILTER	
APACHE BACKCOUNTRY	G2, G2S 2018 & prior & G2L	715003042 • \$5,349.99	715004830 • \$524.99	715005243 • \$124.99 1000R models: 715004707 • \$124.99 Everything else: 715005243 • \$124.99	Air Intake Pre-Filter 715004729 • \$29.99 AND CVT Air Intake Pre-Filter (Standard on G2 models) 715003483 • \$39.99	
	G2, G2S 2019		715004796 • \$524.99			
APACHE 360	G2, G2S 2018 & prior & G2L	715005240 • \$3,749.99	715004829 • \$224.99	715005243 • \$124.99		
	G2, G2S 2019		715004795 • \$224.99	1000R models: 715004707 • \$124.99 Everything else: 715005243 • \$124.99		
APACHE 360 LT	G2, G2S 2018 & prior & G2L	715005103 • \$4,639.99	715004829 • \$224.99 PLUS: 715003063 (Adaptor) • \$149.99	715005243 • \$124.99		
	G2, G2S 2019		715004795 • \$224.99 PLUS: 715003063 (Adaptor) • \$149.99	1000R models: 715004707 • \$124.99 Everything else: 715005243 • \$124.99		
	G2 6x6 models 2018 & prior	715005104 • \$5,694.99	715004991 • \$179.99	715005243 • \$124.99		
	G2 6x6 models 2019 & G2L 6x6		715005105 • \$179.99			
APACHE BACKCOUNTRY	Maverick Trail	715005247 • \$5,349.99	715004285 • \$524.99	715004707 • \$124.99		Engine & CVT Pre-Filter Kit 715004290 • \$69.99
	Maverick Sport (Except X mr & X rc models)		715004834 • \$524.99			
APACHE BACKCOUNTRY LT	Defender (Except XT Cab 2018 & up, X mr and Lone Star)	715005891 • \$6499.99	715005888 • \$599.99	715004707 • \$124.99	Air Intake Pre-Filter 715003483 • \$39.99 AND CVT Air Intake Relocation Kit 715004183 • \$44.99	
	Defender XT Cab 2018 & up, X mr and Lone Star	715005891 • \$6499.99	715006196 • \$649.99		Air Intake Pre-Filter 715004266 • \$49.99	
	Available September 2019	715004734 • \$6499.99	Maverick X3 64"		715004397 • \$749.99	Air Intake Pre-Filter 715004266 • \$49.99
Maverick X3 72"	715004394 • \$849.99		Air Intake Pre-Filter 715004266 • \$49.99			
APACHE 360 LT	Maverick* (X ds and Turbo models only)	715005103 • \$4,639.99	715003478 • \$649.99 PLUS 715005760 (2x) (Adjustable Limiter Cable) • \$79.99	Included	Air Intake Pre-Filter 715004311 • \$99.99	
	Maverick (Except X ds and Turbo models)		715003013 • \$649.99 PLUS 715005760 (2x) (Adjustable Limiter Cable) • \$79.99	Included	Air Intake Pre-Filter 715000953 • \$32.99	
	Commander	715004756 • \$399.99	715004756 • \$399.99	Air Intake Pre-Filter 715000953 • \$32.99		
	Defender (Except XT Cab 2018 & up, X mr and Lone Star)	715004831 • \$424.99	715004831 • \$424.99	Air Intake Pre-Filter 715003483 • \$39.99 AND CVT Air Intake Relocation Kit 715004183 • \$44.99		
	Defender XT Cab 2018 & up, X mr, Lone Star	715004832 • \$449.99	715004832 • \$449.99	715004707 • \$124.99	Engine & CVT Pre-Filter Kit 715004290 • \$69.99	
	Maverick Trail	715004833 • \$524.99	715004833 • \$524.99			
	Maverick Sport (Except X mr & X rc models)	715004755 • \$524.99	715004755 • \$524.99			
	Maverick X3* 64"	715004392 • \$674.99	715004392 • \$674.99			
Maverick X3* 72"	715004393 • \$874.99	715004393 • \$874.99	Air Intake Pre-Filter 715004266 • \$49.99			

*For Maverick X3, Maverick X ds and Maverick Turbo models, we recommend snow use only.



VISIT YOUR AUTHORIZED **CAN-AM DEALER** FOR MORE DETAILS OR SHOP ONLINE AT **CAN-AMOFFROAD.COM**

 ©2019 Bombardier Recreational Products Inc. (BRP). All rights reserved. ®, ™ and the BRP logo are trademarks of BRP or its affiliates. In the U.S.A., products are distributed by BRP US Inc. BRP reserves the right, at any time, to discontinue or change specifications, prices, designs, features, models or equipment without incurring obligation. Some models depicted may include optional equipment. BRP highly recommends that all ATV drivers take a training course. For safety and training information, see your dealer or call the ATV Safety Institute at 1-800-887-2887. ATVs can be hazardous to operate. Never carry passengers on any ATV not specifically designed by the manufacturer for such use. All adult model Can Am ATVs are Category G ATVs (General Use Models) intended for recreational and/or utility use by an operator age 16 or older. For side-by-side vehicles (SxS): Read the BRP side-by-side Operator's Guide and watch the Safety DVD before driving. Fasten lateral net and seat belt at all times. Operator must be at least 16 years old. Passenger must be at least 12 years old and able to hold handgrips and plant feet while seated against the backrest. ATVs and SxS are for off-road use only; never ride on paved surfaces or public roads. For safety reasons, the operator and passenger must wear a helmet, eye protection and other protective clothing. Always remember that riding and alcohol/drugs don't mix. Never engage in stunt driving. Avoid excessive speed and be particularly careful on difficult terrain. Always ride responsibly and safely. Printed in Canada.

APACHE
TRACK SYSTEMS

can-am®